



TRESTON

# TowerLine

## WORKBENCH

ROBUSTNESS AND FLEXIBILITY IN AN AESTHETIC PACKAGE



# A rare combination of **robustness and flexibility** in an **aesthetic package**

The Treston TowerLine has a sturdy steel frame and is available in a wide range of layout options. The bench can be easily reconfigured to meet new requirements. TowerLine is also ESD compatible, with a large variety of add-on accessories and easy cable management. It adapts to changing needs in a number of ways providing maximum return on investment.

The TowerLine is an ideal solution for the electronics industry, high tech labs, IT departments, technical school environments, assembly, R&D and other technical office areas.

## **Aesthetic, Ergonomic and Functional**

The TowerLine offers the superb ergonomic features that come with every Treston bench. In addition, there are specific new features designed for environments containing electronics, lab equipment or cabling.

TowerLine's unique legs and cable management enable a tidy and aesthetic working environment.



# This is TowerLine:

## Ergonomic, easy to personalise

Like all Treston workbenches, the TowerLine has been designed to be ergonomically functional. The leg space, lighting, free re-positioning of accessories as well as many other aspects of ergonomic workspaces have been taken into account.

## ESD compatible

The TowerLine frame is ESD compatible, enabling easy reconfiguration to an ESD setup by simply changing the bench top.

## Enables precise work in challenging conditions

The stable steel frame withstands 750 kg. The maximum load per bench top is 200 kg and each shelf holds up to 80 kg. The bench height is freely adjustable with brackets, making levelling easy to accomplish.

## A tidy, safe and aesthetic solution

Using TowerLine's vertical 'tower' legs and a horizontal rear case, electrical cables can be hidden, creating a clean and streamlined workplace. The cable holes are also designed for easy access.

## Makes best use of floor space

The bench height is freely adjustable in an exceptionally wide range of 270 mm - 1915 mm. This enables you to make full use of the required floor space. For example, set-ups can include two full-size bench tops and space for a lot of additional equipment.



# Customise, personalise and reconfigure – it's easy!

The Treston TowerLine comes in a wide variety of layout options: the two-sided option, corner solution and line extension. Whatever your space planning needs, you will find a suitable combination that can maximise use of space.



**Any TowerLine combination always starts with a standard frame.** The extension and corner bench frames are always installed in conjunction with the standard frame, not as stand-alone benches.

Bench tops are also ordered separately.



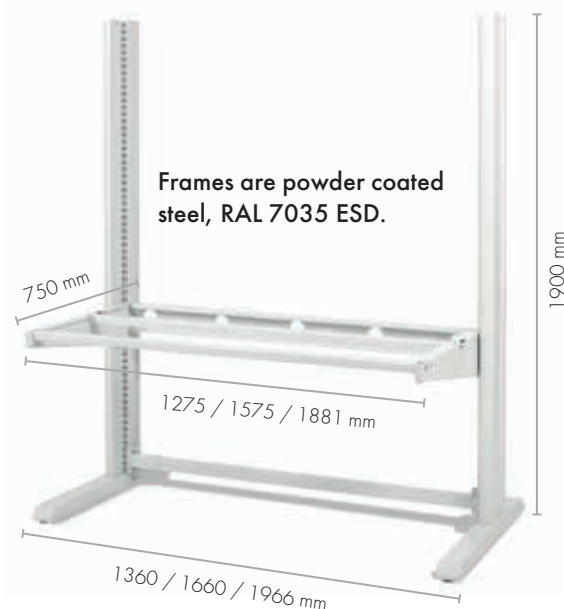
①



②



③



Frames are powder coated steel, RAL 7035 ESD.

## ① TowerLine one-sided solutions

|                 | Module | Code       |
|-----------------|--------|------------|
| Standard frame  | M1200  | 890 350-49 |
| Standard frame  | M1500  | 890 351-49 |
| Standard frame  | M1800  | 890 352-49 |
| Extension frame | M1200  | 890 357-49 |
| Extension frame | M1500  | 890 358-49 |
| Extension frame | M1800  | 890 359-49 |

## ② TowerLine two-sided solutions

|                                 | Module | Code       |
|---------------------------------|--------|------------|
| Bracket set for standard frame  | M1200  | 890 354-49 |
| Bracket set for standard frame  | M1500  | 890 355-49 |
| Bracket set for standard frame  | M1800  | 890 356-49 |
| Bracket set for extension frame | M1200  | 890 422-49 |
| Bracket set for extension frame | M1500  | 890 421-49 |
| Bracket set for extension frame | M1800  | 890 420-49 |

## ③ TowerLine corner bench frame

|                    | Size mm   | Code       |
|--------------------|-----------|------------|
| Corner bench frame | 981 x 981 | 890 353-49 |

## TowerLine bench tops

|                           | Size mm     | Code          |
|---------------------------|-------------|---------------|
| Laminate bench top        | M1200 x 750 | TT12775TL     |
| ESD bench top             | M1200 x 750 | TT12775TL-ESD |
| Laminate bench top        | M1500 x 750 | TT15775TL     |
| ESD bench top             | M1500 x 750 | TT15775TL-ESD |
| Laminate bench top        | M1800 x 750 | TT18875TL     |
| ESD bench top             | M1800 x 750 | TT18875TL-ESD |
| Laminate corner bench top | 981 x 981   | TT9898TLC     |
| ESD corner bench top      | 981 x 981   | TT9898TLC-ESD |

Laminate bench top: Light grey, high pressure laminated surface with grey edging, thickness 25 mm.  
ESD bench top: Light grey, semi-conductive (ESD) low pressure laminated surface with grey edging, thickness 25 mm.

TowerLine can be easily extended with the addition of an extension frame. A single sided workstation can be easily converted into a double sided workstation by adding an additional bench top and bracket set.



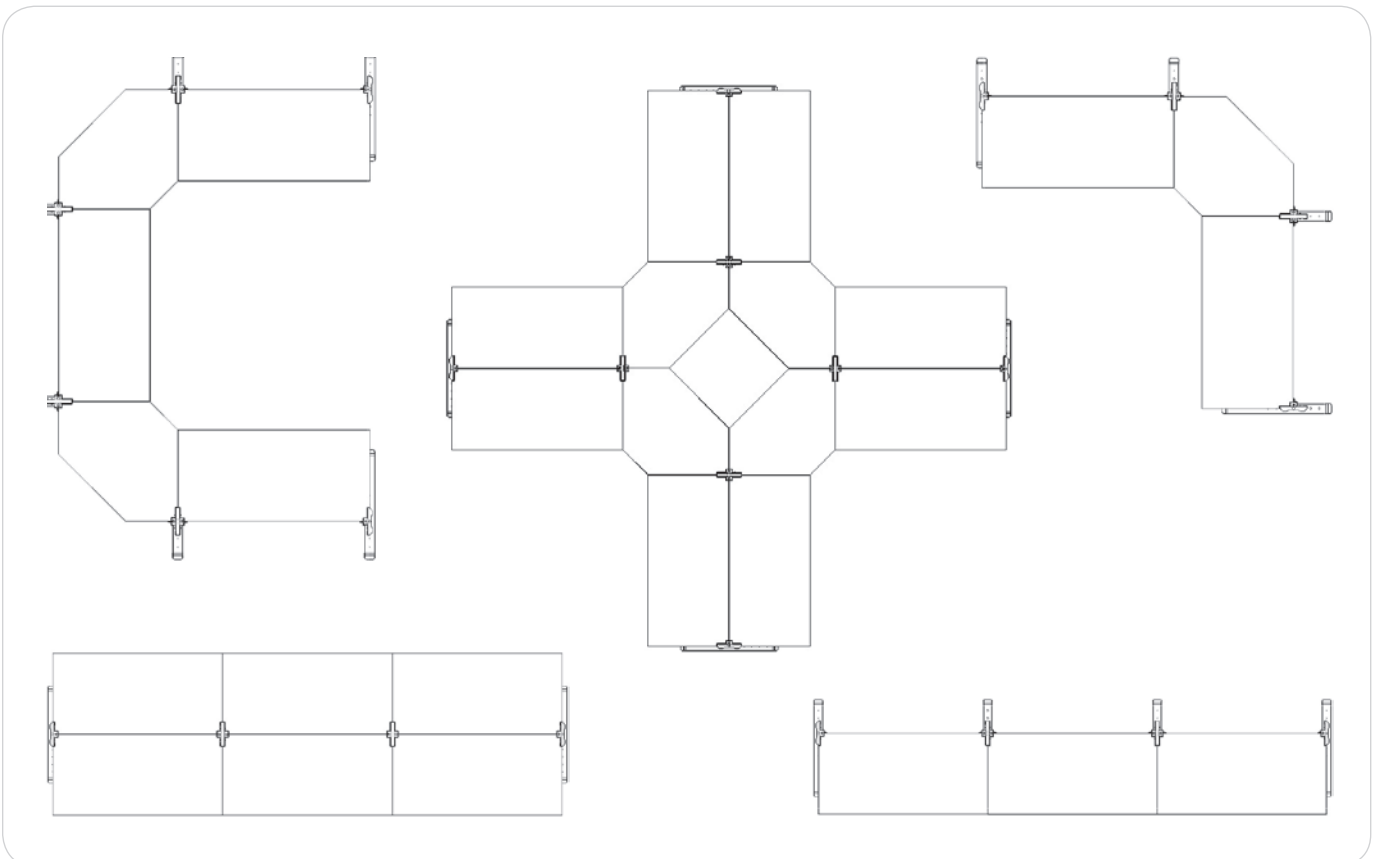
## A wide variety of **layout options**

Need to change from a one-sided to a two-sided solution? No problem, the bench has been designed with easy reconfiguration in mind. It adapts and evolves.



See this animation showcasing how to change the bench from a one-sided to a two-sided configuration, or even a corner solution.

Examples of different layout options:



# TowerLine accessories

## ① Perforated panels

|                         | Module      | Code       |
|-------------------------|-------------|------------|
| Perforated panel        | M1200 x 389 | 861 533-49 |
| Perforated panel        | M1500 x 389 | 861 526-49 |
| Perforated panel        | M1800 x 389 | 861 531-49 |
| Corner perforated panel |             | 890 411-49 |

## ② Steel shelves

|                          | Module      | Code       |
|--------------------------|-------------|------------|
| Steel shelf              | M1200 x 300 | 854 480-49 |
| Steel shelf              | M1200 x 400 | 854 483-49 |
| Steel shelf              | M1500 x 300 | 854 481-49 |
| Steel shelf              | M1500 x 400 | 854 484-49 |
| Steel shelf              | M1800 x 300 | 854 482-49 |
| Steel shelf              | M1800 x 400 | 854 485-49 |
| Corner steel shelf       |             | 854 479-49 |
| Divider pair for shelves |             | 861 116-49 |

## ③ Light and balancer rail

|                         | Module | Code       |
|-------------------------|--------|------------|
| Light and balancer rail | M1200  | 918 49 010 |
| Light and balancer rail | M1500  | 918 49 006 |
| Light and balancer rail | M1800  | 918 49 008 |

## Lighting units


|                           | Width mm | Lamp power | Code       |
|---------------------------|----------|------------|------------|
| ④ Overlight HiLite LED    | 1230     | LED        | 861 956-00 |
| ⑤ Sidelight SatelLite LED | 340      | LED        | 861 920-00 |

## ⑥ Drawer units 45 (in the picture 45/26-1)

| Model                  | Outer dims<br>W x D x H mm | Drawers | Opening | Max load<br>kg/drawer | Code       |
|------------------------|----------------------------|---------|---------|-----------------------|------------|
| 45/14-1                | 450 x 520 x 140            | 1 x 100 | 100%    | 60                    | 603 49 001 |
| L-45/14-1              | 450 x 520 x 140            | 1 x 100 | 75%     | 30                    | 603 49 002 |
| 45/26-1                | 450 x 520 x 260            | 2 x 100 | 100%    | 60                    | 604 49 001 |
| L-45/26-1              | 450 x 520 x 260            | 2 x 100 | 75%     | 30                    | 604 49 002 |
| Drawer unit fixing set |                            |         |         |                       | 854 463-49 |

## Horizontal dividers

| 4 x horizontal divider   | Code       |
|--------------------------|------------|
| Drawer 45/100            | 872 982-49 |
| Drawer 45/150 and 45/200 | 872 983-49 |



## Bin rail

|          | Module | Code       |
|----------|--------|------------|
| Bin rail | M1200  | 859 157-49 |
| Bin rail | M1500  | 859 154-49 |
| Bin rail | M1800  | 859 155-49 |

## Energy rail

|                           | Width mm | Code       |
|---------------------------|----------|------------|
| 8 sockets + on/off switch | 440      | 910 51 001 |



Only a selection of accessories is presented in this brochure. Please visit our webpage for the full range.

## Horizontal cable trough

|                         | Module | Code       |
|-------------------------|--------|------------|
| Horizontal cable trough | M1200  | 854 555-49 |
| Horizontal cable trough | M1500  | 854 556-49 |
| Horizontal cable trough | M1800  | 854 557-49 |

## HOLDERS and trays

|   | Size W x D mm      | Code       |
|---|--------------------|------------|
| ⑦ CPU holder                            | 180-225 x 450 x 50 | 860 740-49 |
| ⑧ LCD holder with 60 mm double arm      |                    | 930 49 002 |
| TowerLine arm holder for 60 mm arm*     |                    | 861 099-49 |
| Keyboard tray for LCD holder            | 480 x 260          | 860 941-49 |
| ⑨ Keyboard tray (attached to bench top) | 630 x 400          | 925 49 001 |
| ⑩ Document holder A4 with 40 mm arm     | 290 x 330          | 928 49 008 |
| TowerLine arm holder for 40 mm arm**    |                    | 861 098-49 |

\* Needed for accessories with 60 mm arms  
\*\* Needed for accessories with 40 mm arms



# Examples of different TowerLine configurations



**TowerLine one-sided workstation**

| Qty | Name               | Size mm     | Code       |
|-----|--------------------|-------------|------------|
| 1   | Standard frame     | M1500       | 890 351-49 |
| 1   | Laminate bench top | M1500 x 750 | TT15775TL  |
| 2   | Steel shelf        | M1500 x 300 | 854 481-49 |
| 2   | Perforated panel   | M1500 x 389 | 861 526-49 |



**TowerLine extension workstation**

| Qty | Name               | Size mm     | Code       |
|-----|--------------------|-------------|------------|
| 1   | Standard frame     | M1500       | 890 351-49 |
| 2   | Laminate bench top | M1500 x 750 | TT15775TL  |
| 1   | Extension frame    | M1500       | 890 358-49 |
| 4   | Steel shelf        | M1500 x 300 | 854 481-49 |
| 2   | Perforated panel   | M1500 x 389 | 861 526-49 |



**TowerLine two-sided workstation**

| Qty | Name                            | Size mm     | Code       |
|-----|---------------------------------|-------------|------------|
| 1   | Standard frame                  | M1500       | 890 351-49 |
| 4   | Laminate bench top              | M1500 x 750 | TT15775TL  |
| 1   | Extension frame                 | M1500       | 890 358-49 |
| 1   | Bracket set for standard frame  | M1500       | 890 355-49 |
| 1   | Bracket set for extension frame | M1500       | 890 421-49 |



**TowerLine corner workstation**

| Qty | Name                      | Size mm     | Code       |
|-----|---------------------------|-------------|------------|
| 1   | Standard frame            | M1500       | 890 351-49 |
| 2   | Laminate bench top        | M1500 x 750 | TT15775TL  |
| 1   | Extension frame           | M1500       | 890 358-49 |
| 1   | Corner bench frame        | 981 x 981   | 890 353-49 |
| 1   | Laminate corner bench top | 981 x 981   | TT9898TLC  |
| 4   | Steel shelf               | M1500 x 300 | 854 481-49 |
| 1   | Corner perforated panel   |             | 890 411-49 |

Contact a Treston representative to find the solutions that meet your current needs. Please visit our webpage for contact information at: [treston.com/contact-us](http://treston.com/contact-us)



## HEADQUARTERS

Treston Oy  
Sorakatu 1  
FI-20730 Turku  
Tel. +358 10 4469 11  
Fax +358 10 4469 789  
sales@treston.com  
www.treston.com

## FACTORIES

Treston Oy, Turku plant  
Sorakatu 1  
FI-20730 Turku  
Tel. +358 10 4469 11  
Fax +358 10 4469 789  
sales@treston.com  
www.treston.fi

Treston Oy, Jyväskylä plant  
PO Box 33 (Sohlberginkatu 10)  
FI-40351 Jyväskylä  
Tel. +358 10 4469 11  
Fax +358 10 4469 290  
sales@treston.com  
www.treston.fi

## FRANCE

Treston France SARL  
Z.A.C. de la Bonne Rencontre  
1, voie Gallo Romaine, Quincy-Voisins  
77334 Meaux Cedex  
Tel. +33 1 64 17 11 11  
Fax +33 1 64 17 11 10  
infofr@treston.com  
www.treston.fr

## GERMANY

Treston Deutschland GmbH  
Thomas-Mann-Str. 21  
22175 Hamburg  
Tel. +49 40 8816 5022 - 0  
Fax +49 40 8816 5022 - 0  
info.de@treston.com  
www.treston.de

Treston Deutschland GmbH  
Niederlassung Raunheim  
Frankfurter Straße 101  
65479 Raunheim  
Tel. +49 6142 992 50  
Fax +49 6142 218 75  
mail.de@treston.com  
www.treston.de

## RUSSIA

Treston Group Russia LLC  
197375, Russia, Saint-Petersburg,  
Marshala Novikova street 42  
Tel. +7 812 677 76 20  
info.ru@treston.com  
www.treston.ru

## SWEDEN

Treston AB  
Tumstocksvägen 9 A  
187 66 Täby  
Tel. +46 8 511 791 60  
Fax +46 8 511 797 60  
info.se@treston.com  
www.treston.se

## UNITED KINGDOM

Treston Ltd  
Treston House  
5b Bone Lane, Newbury  
Berkshire, RG14 5SH  
Tel. +44 1635 521521  
Fax +44 1635 37452  
salesuk@treston.com  
www.treston.com

## USA

Sovella, Inc.  
156 Bluffs Court  
Canton, GA 30114  
Tel. +1 770 424 0004  
+1 800 437 6772  
Fax +1 770 424 8066  
infousa@sovella.com  
www.sovella.com

## Premium partners

### BENELUX

Sovella Human Workspace BV  
Mechelaarstraat 17  
4903 RE Oosterhout  
Tel. +31 162 454 383  
Fax +31 162 434 712  
infofen@humanworkspace.nl  
www.humanworkspace.nl

### CHINA

Treston International Trading  
(Shanghai) Ltd  
15/F, Tower 2, Plaza 66  
No. 1266 West Nanjing Road  
Jing'an District, Shanghai 200040  
Tel. +86 21 6039 8572  
info@sovella.com.cn  
www.sovella.com.cn (Chinese)  
www.treston.com (international)

### NORWAY

Industrimøbler AS  
Stålfjæra 1  
0975 Oslo  
Tel. +47 22 25 05 00  
post@industrimobler.no  
www.industrimobler.no

### POLAND

Treston Ergona  
ul. E. Orzeszkowej 6 lok. 2A  
05-825 Grodzisk Mazowiecki  
Tel. +48 604 11 98 64  
info@ergona.pl  
www.ergona.pl

## Long story in short



Treston has a long history in professional furniture design and manufacture, and well over three decades of experience in ergonomic workspace development. Our design and manufacturing facilities are located in Finland.

Thanks to our global sales network, you can receive local support and customer service anywhere in the world. We have offices in Europe and North America as well as an extensive network of selected dealers in more than 30 countries.